



aurora 450

Stitch Package 430 Stitches

23 Practical, 9 Buttonholes, 2 Eyelets,
120 Decorative, 15 Quilting;
4 Alphabets + 1 Darning Program

GENERAL MACHINE FEATURES and BENEFITS

LCD Screen	Everything you need know to sew is on the screen and at your fingertips, including recommended presser foot, stitch length & width settings and needle position.
One Touch System	Basic stitches are easily accessed through one touch of a button. Select additional stitch options by entering the stitch number on the keypad.
U-shaped Cool Fluorescent Light	CFL lighting brightly illuminates stitching area.
Automatic Needle Threader	Threads the needle in one simple process.
Start/Stop and Slide Speed Control	As an alternative to the traditional foot control, power the machine using the Start/Stop button. Regulate the speed with the Slide Speed control.
Powerful DC Motor	Provides consistent stitching on the multiple layers & heavy fabrics. No stalling!
Separate Bobbin Winding Motor	Wind a bobbin quickly and <i>even</i> wind a bobbin even while sewing!
Hook System	BERNINA Rotary hook ensures perfectly balanced stitches; allows for 9.0mm width.

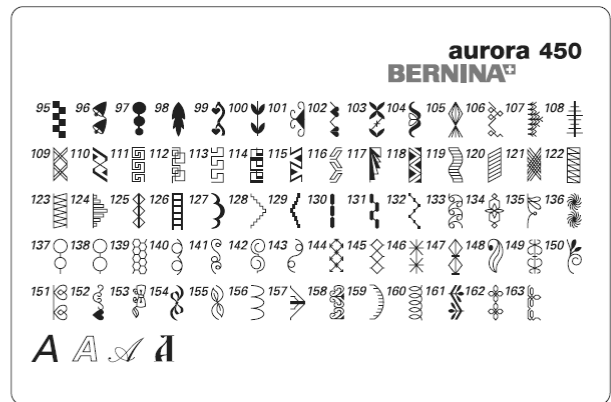
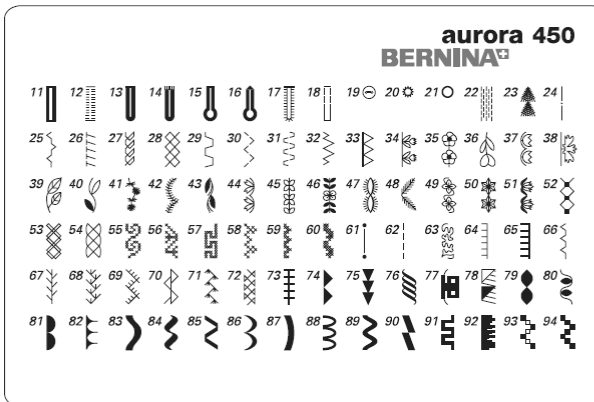
SEWING MACHINE FEATURES and BENEFITS

Bobbin	Standard BERNINA Bobbin for Rotary Hook system.
Maximum Sewing Speed	900 stitches per minute.
Free Hand System	Knee operated lever raises the presser foot, lowers the feed dog and releases the thread tension keeping your hands on the fabric while guiding and pivoting.
BERNINA Stitch Regulator (BSR)	BSR Compatible. This patented feature provides consistent free-motion stitching even at high speeds. <i>Optional Accessory.</i>
5.0mm Maximum Stitch Length	Variable length provides a smooth transition from length to length adjustable while sewing.
9.0mm Maximum Stitch Width	Adjustable width accommodates various thread & fabric types; can adjust as you sew.
11 Needle Positions	Enables very precise sewing; sew most patterns in any needle position.
Temporary Altered Stitch Memory	Remembers all your personalized stitch settings when you switch to another pattern and back during a sewing session.
Securing Function	Automatically secures a single pattern or combination by adding on-the-spot stitches at the start and finish.
Pattern Begin	Start at the beginning of any pattern or sequence, wherever you stopped.
Pattern End	No more half-finished patterns; machine stops after pattern is complete.
Mirror Image	Sew the mirror image of a stitch pattern horizontally.
Presser Foot Pressure Adjustment	Allows you to adjust the foot pressure to eliminate skipped stitches on thick fabrics and wavy seams on knits.
Long Term Buttonhole Memory	Buttonhole length may be save for future retrieval, even after machine is off.

SEWING FUNCTIONS			
	Stitch Width		Stitch Length
	Memory Buttons		Alphabet Selection
	Needle Position		Slide Speed Control
	Start/Stop Button		Quick Reverse Button
	Stitch Selection - #11 +		Mirror Image (left/right)
	Needle Stop Up/Down		Pattern Begin Button
	Securing Function Button		Pattern End Button
	Balance / BERNINA Stitch Regulator Button		Clear

STANDARD STITCHES		

ADDITIONAL STITCHES



aurora 450 Accessories

7 Presser Feet:

- Reverse Pattern Foot #1C
- Overlock Foot #2A
- Buttonhole Foot #3A
- Zipper Foot #4
- Blind Hem Foot #5
- Darning Foot #9
- Open Embroidery Foot #20C

Additional Accessories:

- Instructional Presentation CD
- Instruction Manual
- Reinforced Soft Carrying Case
- Slide-on Table with Seam Guide
- Free Hand System

- 1 Accessory Wardrobe
- 5 bobbins (total)
- 1 pkg. Assorted Needles
- Height Compensating Tool
- Seam Ripper
- Small Screwdriver
- Angular Torx key
- Lint Brush
- Seam Guide
- Foam Pad
- 3 Spool Discs
- Oiler

WARRANTY















- 20 years Mechanical
- 5 years Electronic
- 2 years Electrical



aurora 450E Embroidery

**Embroidery Package
via Art Design Software**
40 designs + auto-digitized true-type fonts

GENERAL MACHINE FEATURES and BENEFITS	
LCD Screen	Everything you need know to sew is on the screen and at your fingertips, including recommended presser foot, stitch length & width settings and needle position.
One Touch System	Basic stitches are easily accessed through one touch of a button. Select additional stitch options by entering the stitch number on the keypad.
U-shaped Cool Fluorescent Light	CFL lighting brightly illuminates stitching area.
Automatic Needle Threader	Threads the needle in one simple process.
Start/Stop and Slide Speed Control	For embroidery, power the machine using the Start/Stop button. Regulate the speed with the Slide Speed control.
Powerful DC Motor	Provides consistent stitching on the multiple layers & heavy fabrics. No stalling!
Separate Bobbin Winding Motor	Wind a bobbin quickly and <i>even</i> wind a bobbin even while sewing!
Hook System	BERNINA Rotary hook ensures perfectly balanced stitches; allows for 9.0mm width.
EMBROIDERY FEATURES and BENEFITS	
Embroidery Field	5.7" x 10"
Embroidery Speed	680 stitches per minute.
Embroidery Connectivity	The embroidery module is driven through a personal computer utilizing BERNINA EC on PC Software (Embroidery Control on Personal Computer) via a USB connection. ART Design PC Software is also provided and is necessary to open & edit embroidery designs.
Rescaling of Designs	Enlarge or reduce motifs while maintaining stitch integrity. <i>Available via EC on PC and Art Design software.</i>
Rotate, Mirror Image and Duplicate Designs	Rotate, Mirror Image and Duplicate Embroidery Motifs for optimal placement on projects. <i>Available via EC on PC and Art Design software.</i>
Combine Designs and Lettering	Combine Embroidery Motifs and add Lettering on-screen. <i>Available via EC on PC and Art Design software.</i>
View Stitch-out Time, Thread Colors, Size, Stitches	All important information is at your fingertips! <i>Available via EC on PC and Art Design software.</i>
Stitch Motif as Single or Multi-Color	Stitch an entire motif in one color without stopping or as a multi-color design.
Free Arm Embroidery	Embroider tubular items such as sleeves. <i>Optional Accessory.</i>
USB Connection	USB connection allows for PC connectivity only.

EMBROIDERY MOTIF SELECTION			
	ArtLink Embroidery Software <i>Select Motifs from Folder</i>		Open Motifs
EMBROIDERY FUNCTIONS			
	Select Hoop		Start-Stop
			Motif Size
			Embroidery Time & Stitch Count
			Color Summary
			Color Information / Color Selection
			Embroidery Progress
			Process is Confirmed
	Write to Machine		Process is Interrupted
			Embroidery Sequence Control
			Embroidery Process Interruption

aurora 450E Embroidery Accessories

1 Presser Feet:

- Embroidery Foot #26

Additional Accessories:

- Large Oval Embroidery Hoop
- Template-Large Oval Hoop
- USB Connecting Cable

- ArtLink 6 Embroidery Software
- 1 Pkg. Asst. Embroidery Needles
- Thread Net
- Soft Case

WARRANTY

- 20 years Mechanical
- 5 years Electronic
- 2 years Electrical