



# artista 635





































**Stitch Package  
630 Stitches**  
27 Practical, 7 Buttonholes,  
200 Decorative, 15 Quilting;  
3 Alphabets + 1 Darning Program

**GENERAL MACHINE FEATURES and BENEFITS**

<b>Color Touch Screen</b>	The centrally located 4.75" color touch screen is clear & easy to use.
<b>Stitch Access</b>	Intuitive access to stitches is through a touch screen.
<b>U-shaped Cool Fluorescent Light</b>	CFL lighting brightly illuminates stitching area.
<b>Automatic Needle Threader</b>	Threads the needle in one simple process.
<b>Start/Stop and Slide Speed Control</b>	As an alternative to the traditional foot control, power the machine using the Start/Stop button. Regulate the speed with the Slide Speed control.
<b>Powerful DC Motor</b>	Consistently stitches on multiple layers & heavy fabrics. No stalling!
<b>Separate Bobbin Winding Motor</b>	Wind a bobbin quickly and <i>even</i> wind a bobbin even while sewing!
<b>Hook System</b>	BERNINA patented CB hook system ensures perfectly balanced stitches.
<b>Design Skin Compatible</b>	Design Skins transform your BERNINA into a stylish, individualized machine.

**SEWING MACHINE FEATURES and BENEFITS**

<b>Bobbin</b>	Standard BERNINA Bobbin for CB Hook system.
<b>Maximum Sewing Speed</b>	900 stitches per minute.
<b>Free Hand System</b>	Knee operated lever raises the presser foot, lowers the feed dog and releases the thread tension keeping your hands on the fabric while guiding and pivoting.
<b>BERNINA Stitch Regulator (BSR)</b>	BSR Compatible. This patented feature provides consistent free-motion stitching, both straight stitch and zig-zag, even at high speeds. <i>Optional Accessory.</i>
<b>5.0mm Maximum Stitch Length</b>	The variable Stitch Length provides a smooth transition from length to length and can be adjusted while sewing.
<b>5.5mm Maximum Stitch Width</b>	Adjustable width accommodates various thread & fabric types; can adjust as you sew.
<b>11 Needle Positions</b>	Enables very precise sewing; sew most patterns in any needle position.
<b>Temporary Altered Stitch Memory</b>	Remembers all your personalized stitch settings when you switch to another pattern and back during a sewing session.
<b>Personal Program</b>	Records your individually altered stitches for future retrieval.
<b>Securing Function</b>	Automatically secures a single pattern or combination by adding on-the-spot stitches at the start and finish.
<b>Pattern Begin</b>	Start at the beginning of any pattern or sequence, wherever you stopped.
<b>Pattern End</b>	No more half-finished patterns; machine stops after pattern is complete.
<b>Mirror Image</b>	Sew the mirror image of a stitch pattern both horizontally and vertically
<b>Presser Foot Pressure Adjustment</b>	Allows you to adjust the foot pressure to eliminate skipped stitches on thick fabrics and wavy seams on knits.
<b>Long Term Buttonhole Memory</b>	Buttonhole length may be save for future retrieval, even after machine is off.
<b>On-screen Buttonhole Measuring</b>	Hold a button to the screen and set the length by adjusting a knob.

SEWING FUNCTIONS					
	Single Mode		Confirm Selection Single Mode		Delete
	Combi Mode		Leave Active Screen		Balance
	Stitch Selection by Number		Save Stitch Combinations & Letters		Security Program
	Securing Function with 4 Stitches		File Drawers		Alphabet Upper/Lower Case
	Continuous Reverse Sewing		Pattern End		Pattern Begin
	Pattern Repeat 1-9x		Presser Foot Indicator		Clear
	Pattern Extend 2-5x		Alphabet Lettering Size		Alphabets
	Mirror Image (Left/Right)		Multi-function Button		Personal Program
	Mirror Image (Up/Down)		Stitch Counter for Darning		Quilt Stitches
	Buttonhole Length Direct Entry		Buttonholes		Embroidery Mode/Sewing Mode
	Programming Buttonhole Length		Practical Stitches		Tutorial for Embroidery
	Manual Buttonhole		Decorative Stitches		Setup Program

## artista 635 Accessories

### 7 Presser Feet:

- Reverse Pattern Foot #1
- Automatic Buttonhole Foot #3A
- Zipper Foot #4
- Blind Hem Foot #5
- Open Embroidery Foot #20
- Free-motion Couching Foot #43
- Circular Embroidery Attachment #83

### Additional Accessories:

- Instruction Manual
- Instructional/presentation CD
- Reinforced Soft Carrying Case
- Slide-on Table with Seam Guide
- Free Hand System

- 1 Accessory Wardrobe
- 5 bobbins (total)
- 1 pkg. Assorted Needles
- Seam Ripper
- Small screwdriver
- Angular Torx key
- Lint Brush
- Seam Guide
- Foam Pad
- Height Compensating Tool
- 3 Spool Discs
- Height Compensation Plate - Buttonholes

- Oiler
- Touch Screen Stylo Pen

### WARRANTY

- 20 years Mechanical
- 5 years Electronic
- 2 years Electrical



# artista 635E Embroidery





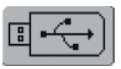

























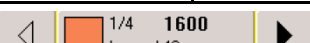
**Embroidery Package**  
**80 Designs + 4 Alphabets**  
**+ Paisley Design Alphabet**

## GENERAL MACHINE FEATURES and BENEFITS

<b>Color Touch Screen</b>	The centrally located 4.75" color touch screen is clear & easy to use.
<b>Stitch Access</b>	Intuitive access to stitches is through a touch screen.
<b>U-shaped Cool Fluorescent Light</b>	CFL lighting brightly illuminates stitching area.
<b>Automatic Needle Threader</b>	Threads the needle in one simple process.
<b>Start/Stop and Slide Speed Control</b>	For embroidery, power the machine using the Start/Stop button. Regulate the speed with the Slide Speed control.
<b>Powerful DC Motor</b>	Consistently stitches on multiple layers & heavy fabrics. No stalling!
<b>Separate Bobbin Winding Motor</b>	Wind a bobbin quickly and <i>even</i> wind a bobbin even while sewing!
<b>Hook System</b>	BERNINA patented CB hook system ensures perfectly balanced stitches.

## EMBROIDERY FEATURES and BENEFITS

<b>Embroidery Field</b>	5.7" x 10"
<b>Embroidery Speed</b>	680 stitches per minute.
<b>Rescaling of Designs</b>	Enlarge or reduce motifs while maintaining stitch integrity.
<b>Rotate, Mirror Image and Duplicate Designs</b>	Rotate, Mirror Image and Duplicate Embroidery Motifs for optimal placement on projects.
<b>Combine Designs and Lettering</b>	Combine Embroidery Motifs and add Lettering on-screen.
<b>Adjust Stitch Density - Pull Compensation</b>	Adjust stitch density to complement specialty fabrics and other textile items.
<b>View Stitch-out Time, Thread Colors, Size, Stitches</b>	All important information is at your fingertips!
<b>Stitch Motif as Single or Multi-Color</b>	Stitch an entire motif in one color without stopping or as a multi-color design.
<b>Free Arm Embroidery</b>	Embroider tubular items such as sleeves. <i>Optional Accessory.</i>
<b>USB Connection</b>	Enjoy rapid and direct connectivity for design transfer.

EMBROIDERY MOTIF SELECTION					
	Embroidery Computer - Select Motifs from Folders				
	Selecting Alphabets Folder		Selecting Motifs Folder		Selecting My Designs Folder
	USB Stick				
EMBROIDERY FUNCTIONS					
	Return to Selection Menu		Change to Embroidery Menu		Save
	New Motif		Closes Special Applications		Delete
	Add Motif		Select Hoop		Retrieve
	Rescale Motif Proportionally				Zoom
	Rotate Motif		Show Grid		Motif Center
	Mirror Image (Left/Right)		Check		To Next Page - Edit 1 / Edit 2
	Move Motif		Hoop Relocator		Color Selection by Number
	Motif Size		Embroidery Time		Color Numbers
			Single/Multi-Color Motif		Embroidery Sequence Control
					Color Motif Display

# artista 635E

## Embroidery Accessories

### 1 Presser Feet:

- Embroidery Foot #26

### Additional Accessories:

- Large Oval Embroidery Hoop
- Template-Large Oval Hoop
- USB Connecting Cable
- 1 Pkg. Asst. Embroidery Needles
- Thread Net
- Soft Case

### WARRANTY

- 20 years Mechanical
- 5 years Electronic
- 2 years Electrical